Proximate sensor switch function

Sensor Switch Specification

LD1051984





Functions:

Model	LD1051984	
Input Voltage	DC12-24V	
Load Current	6A	
Operating Max Height	12cm (without any cover, If the surface has a cover, the sensing distance is 4-5cm)	
Indicator Light Color	Light on	Blue
	Light off	White
	Adjust Light on	Blue Flashing
	Adjust Light off	White Flashing
Support Operation	Swipe hand left and right	Turn on/off
	Keep hand on the sensor switch for 1.5 seconds	Dimming
Size	45*10mm	
Dimming Range	0.8-100%	
OV Memory	Memory after 5 seconds of no operation	
Power Outage Cut Down	Off state, No lights will disturb the rest	
Light Transmittance:	It is recommended to use a cover with a light transmittance of more than 70%	



APPLICATIONS

- Ideal for ceiling-mounted and wall-mounted luminaries
- Kitchen countertop lighting
- Mirror backlight
- Table lamp
- Retrofits and fixtures
- Accent and Effect Lighting
- Professional downlights
- LED profile



PS Sensor Switch Series Features:

1.Precise calculation program to avoid the interference of external objects to generate wrong instructions.

2.Dimming is soft and uniform.

3.No noise

4.The dimming can be as low as 0.8% and gradually increase to 100%.

5.Power-off memory (0V memory) means that when the power is turned off and the power is turned on again, the sensor will maintain the original state of the light you adjusted before. like Including color temperature and brightness.If the power is unplugged, the power is suddenly cut off case.

6.6A max current.

Installation Precautions:

1. The sensor and the sensor should not be placed too close together, as there may be mutual influence.

2. If a cover is installed above the sensor, please choose a material with good light transmittance, and the cover should avoid the possibility of displacement caused by vibration and wind.

3. It is recommended to choose an isolated switching power supply with voltage ripple less than 5%.

4.When using the switch, we recommended to stick it in the aluminum or other radiators to help it dissipate heat. It is recommended that the max temperature should not exceed 70.

Operations:

The Proximity Switch(motion sensor) is designed to be used in LED Aluminum profile. It is dedicated for switching LED lights “on” and “off” without touching the switch. The Proximity switch operates based on an active reflective photocell. The cyclical device sends a string of infrared impulses and measures the strength of the reflected signal. When a hand is close to the sensor the infrared impulses reflect from the hand and bounce back to the sensor. If thestrength of the signal is maintained on the appropriate level, the output of the sensor will reverse its state. The infrared light is emitted on a definite frequency as a result. The sensor is resistant to signals coming from other sources such asinfrared remote controls, lamps or sunlight.

∗Caution: avoid being exposed to the other lamp or strong light outside the lamp.

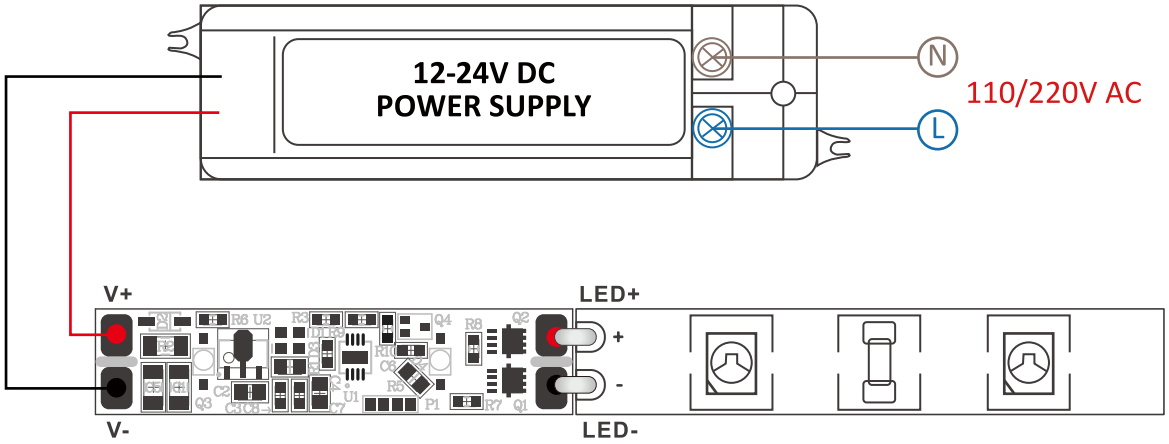

Installation Steps:

