IP65 of DMX512 wireless receiver / transmitter-LED controller



Product Profile：

DMX512 wireless receiver / transmitter LED controller is to transmit standard DMX512 protocol data by wireless way, which solve lighting control issues of wireless transmitting completely between console and lighting, lighting and lighting and so on, It get rid of connecting cable limited completely And also can ensure without any time delay when signal data is transmitting, signal data is real time and reliably.

This product adopt global opening 2.4G ISM frequency section without permission limited High effective GFSK modulate, communication design is 126 channels jumping frenquecy, high anti-jamming ability.

Application:

Stage lighting、Disco hall、Large literature performance、Gymnasium lighting、Temporary stage performance 、City lighting system 、TV station 、Conference center 、 professional showplace、Topic park 、Bar lighting and so on.

Product Image：



Product DMX Feature:

1. Product model: 2.4G DMX512 wireless receiver/transmitter

2. 126 channels jumping frequency self-moving，self-moving to option non-interfere frequency section, ensuring communication is reliable.
3. Communication distance：400M（visible distance）
4. Working frequency：2.4G ISM,126 channels
5. Max transmitting power rate：20dBm

Receive sensitive：-94dBm

6. Dimension：160*128*100MM
7. Net weight： (3.5kg)

DMX-512 connection / connection between fixtures

The master/slave-operation enables that several devices can be synchronized and controlled by one master device. On the device you can find an two XLR connectors, which can be used for connecting several devices.
Choose the device which is to control the effects. This device then works as master-device and controls all other slave-devices, which are to be connected to the master-device via a DMX cable.
Master / slave connection set requirements: the host should be set: in addition to any mode of DMX (ADR)mode, from the machine should be set: DMX(ADR) mode, And each group can only have one host mode, can not exist two or more host

Addressing

Each device occupies different channels in different modes. To ensure that the control signals are properly directed to each device, the projector requires adressing. This is to be done for every single device by changing the LCD setting from below info.

The starting address is defined as the first channel from which the device will respond to the controller. If you set, for example, the address to channel 5, the device will use the channels from CH5.

Please make sure that you don¡t have any overlapping channels in order to control each device correctly and independently from any other fixture on the DMX data link. If two, three or more devicees are addressed the same, they will work the same.

LCD Setting:
DRIVER DISPLAY MENU
Adr = DMX 512 ADDRESS (1-512)
CHL= 3CH(RGB) or 4CH(RGBW)
A-r = RED DIMMER
A-G = GREEN DIMMER
A-b = BLUE DIMMER
A-U = WHITE DIMMER
A-F = COLOUR CHANGE SPEED
A-D = DIMMER LEVEL

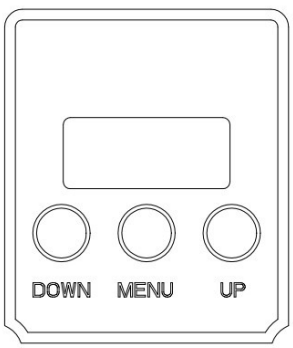

3CH and 4CH:

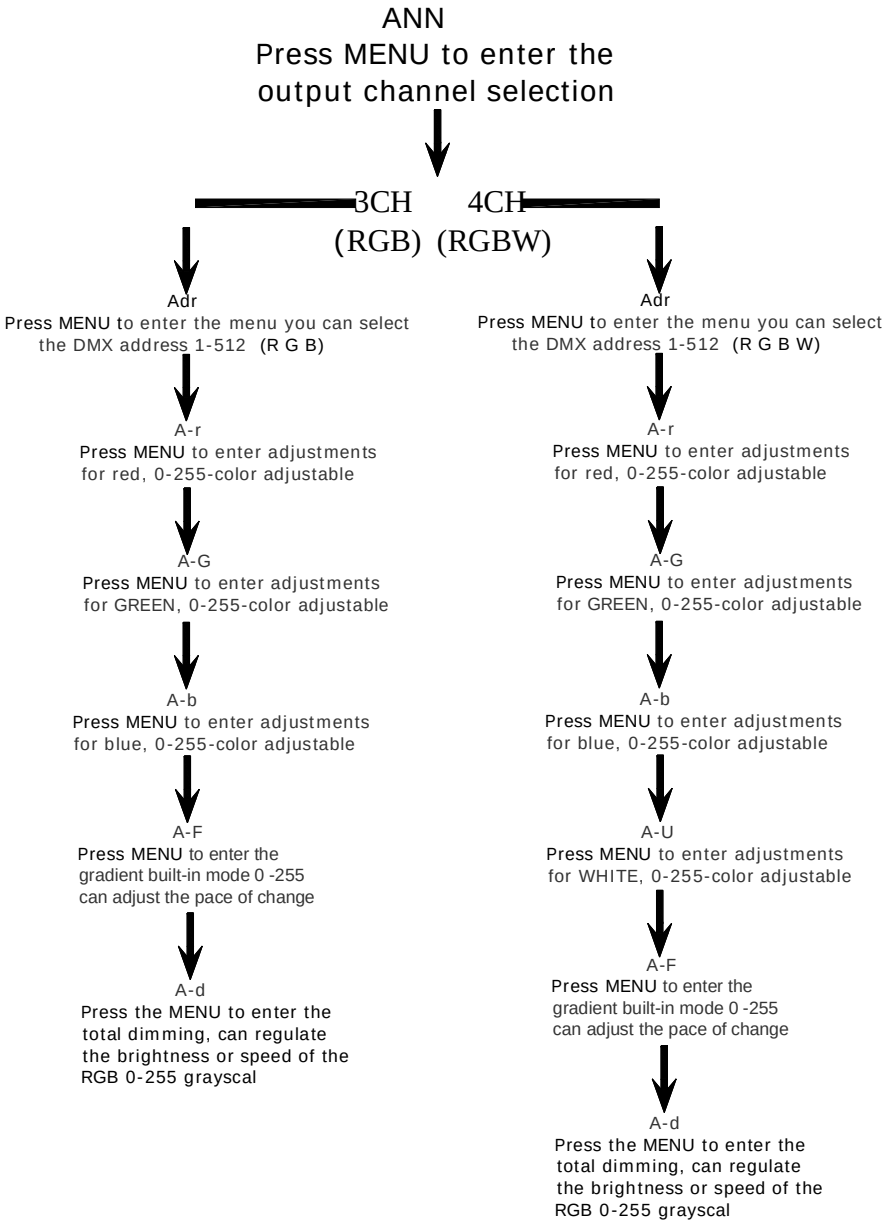

Connecting Scheme:

1)RGB LED products integrated wiring diagram (all wireless)

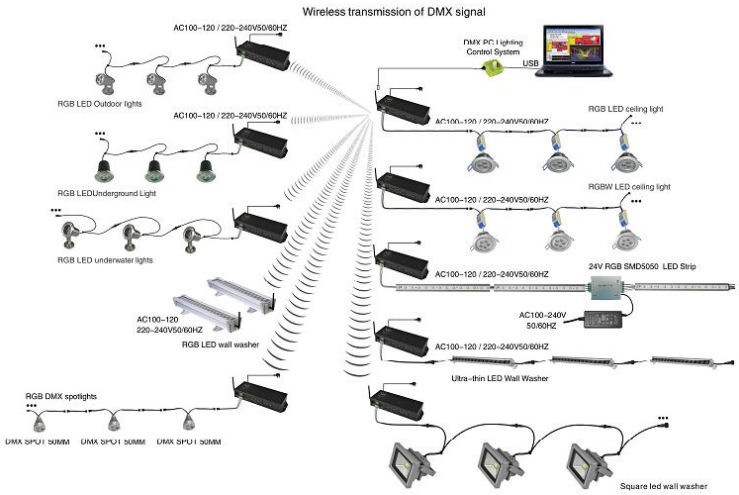

Within 400 meters of space, you can put any LED lights, can be set to channel address code.

DMX Channels:

3CH and 4CH

RGB 3CH

1	Red
2	Green
3	Blue

RGBW 4CH(R G BW)

1	Red
2	Green
3	Blue
4	White

Cauction:

- ✧ Indoor use only.
- ✧ 1 year warranty, repairment, free replacement except damaged artificially
- ✧ The manufacturer willn¡t offer free service in warranty period if any repaired or uncapped had happened
- ✧ It¡s better to return to manufacturer if repairment is must, Don¡t do any repairment unless qualified electrician.
- ✧ The working condition should be under temperature -20¡C~+45¡C，10%～90%RH，no congelation，so as to ensure it¡s lifetime。
- ✧ It cann¡t be covered by any superstratum, it should be swept periodly to prevent dust

✧ TECHNICAL SPECIFICATIONS

✧ Power supply: **12-24V DC** (**LUG-WR-DMX-Dis-3CH and 4CH)**

- ✧ Power consumption:

LUG-WR-DMX-Dis-3CH and 4CH: 3CH 12V 144W/24V 288W, 4CH: 12V 1192W/24V 384W

- ✧ DMX-control-channels: RGBW6CH(R G B W S D)or RGB 5CH(R G B S D),

3CH and 4CH:RGB and RGBW

- ✧ DMX-512-connection: DMX512 wireless receiver / transmitter
- ✧ Maximum ambient temperature t_a: 40°
- ✧ Maximum housing temperature t_B (steady state): 60°