# LUMO, 21W, RGBX - LD1012014

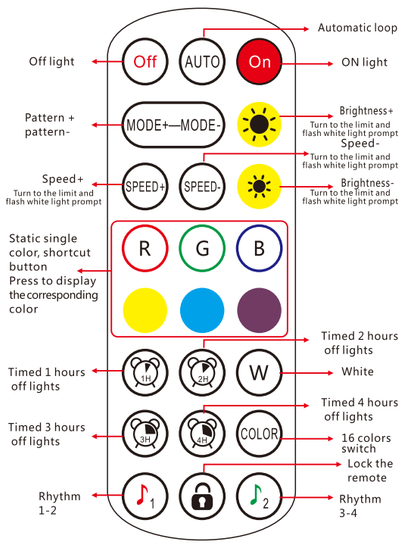


Rhythm 1-2: Single click to switch to 1-2 rhythm mode
Rhythm 3-4: Click to cycle through the 3-4 rhythm mode
Remote control lock: After pressing, the remote control is locked, pressing the switch is available, other keys are invalid. After pressing once, the unlock button can be used. After the remote control is locked, press the switch to unlock the remote control.



# Operation manual of Magic Lantern APP

**1.1 Overview**
The Magic Lantern is a mobile app that controls the LED lamp belt through apple or Android mobile phone.
The traditional control ways like infrared, 433MHz, 2.4GHz and others old wired ways will be replaced by mobile phone control way with convenient, powerful and scalable features.
Through the mobile app, you can easily and quickly control the color, brightness and color temperature of the LED light belt. You can also set various flashing modes, and make the LED light belt move with the music rhythm. Just keep the LED light band powered on, turn on the mobile phone Magic Lotus lamp app intelligent control software, connect one or more LED light band controllers through Bluetooth, so as to realize various settings and control of multiple LED light bands. Operation is very simple, easy to learn and use.
**1.2 Features**
・Adjust color LED strips with 60,000 colors to change color and brightness and adjust monochrome LED stips to change brightness and color temperature
・Play mobile music or turn on a sound playback device, you can let the light change the color and brightness with the rhythm of music, the music rhythm beautiful
・Inside multiple setting mode for color change and control LED strips without mobile Long distance control with omni-directional antenna, and many-to-many group control mode
Quick and easy automatic connection
**1.3 Performance**
Magic Lantern APP has good ease of use and compatibility. The actual testing and verification of hundreds of mobile phones is compatible with the current market. Most smartphones. APP is small and convenient, it consumes less system resources, so the requirements of the mobile configuration are low. Control delay is small, the operation feel good, light control is smooth with people's visual sense.
**2. Operating Environment**
This APP program requires phones of system above Andriod 4.3 and iOS 8.0 Mobile phone configuration is not limited.
**3. Instuctions**
Note: Android version and iOS version download and use the same method, here in the Android version as an example.
**3.1 APP Download**
・Scan the QR code
iOS and Android systems can download the " Magic Lantern " APP by scanning the QR code. Open the browser or other tools with "Scan QR code" function, scan the " Magic Lantern " QR code as below:

After the software is installed and downloaded successfully,click apk to install.After the installation is complete,the following style of program icon will appear on the desktop.





3.2 App Operation

(1) Click on the Magic Lantern APP icon, enter the APP page:






(2) After entering the APP interface, if Bluetooth is not enabled, "Allow Magic Lantern to Bluetooth ?" Click [Allow]

(3) switch to color and brightness interface:






(4) click to show the lamp list, view lamp list:

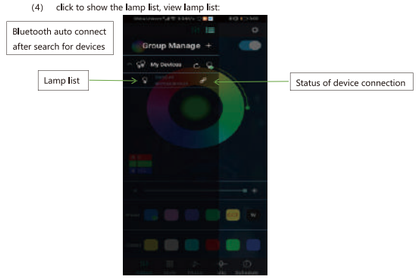


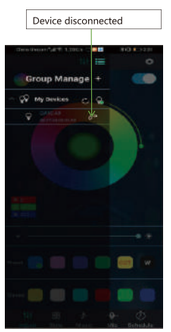


(5) Click to RGB manual adjustment view:





(6) switch to the mode interface:

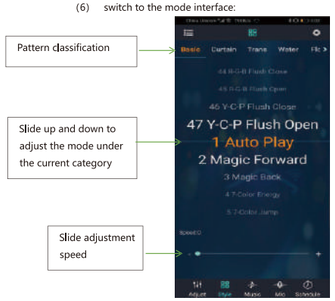


(7) switch to the music rhythm interface:

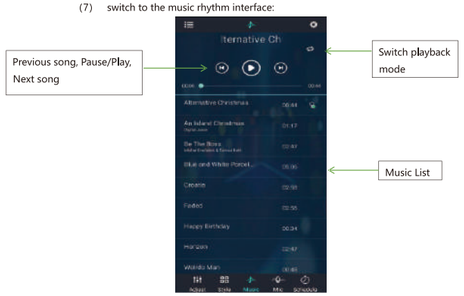




(8) Switch to the microphone rhythm interface:

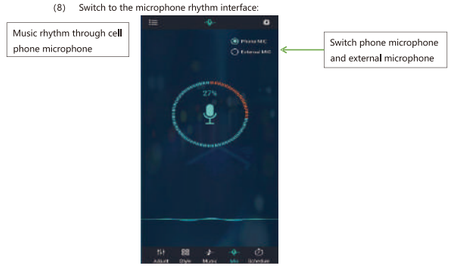


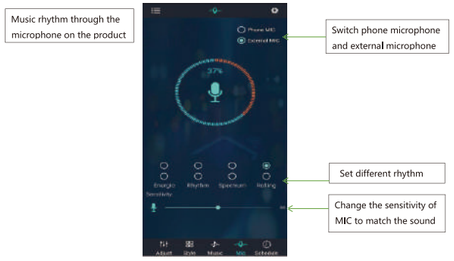




(9) Switch to the timing interface:

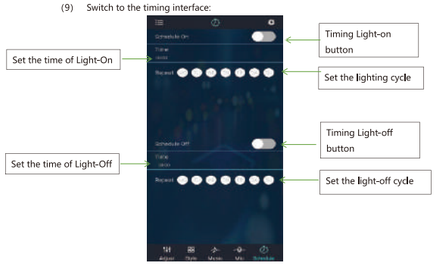


(10) Switch to the modify pin sequence interface:

